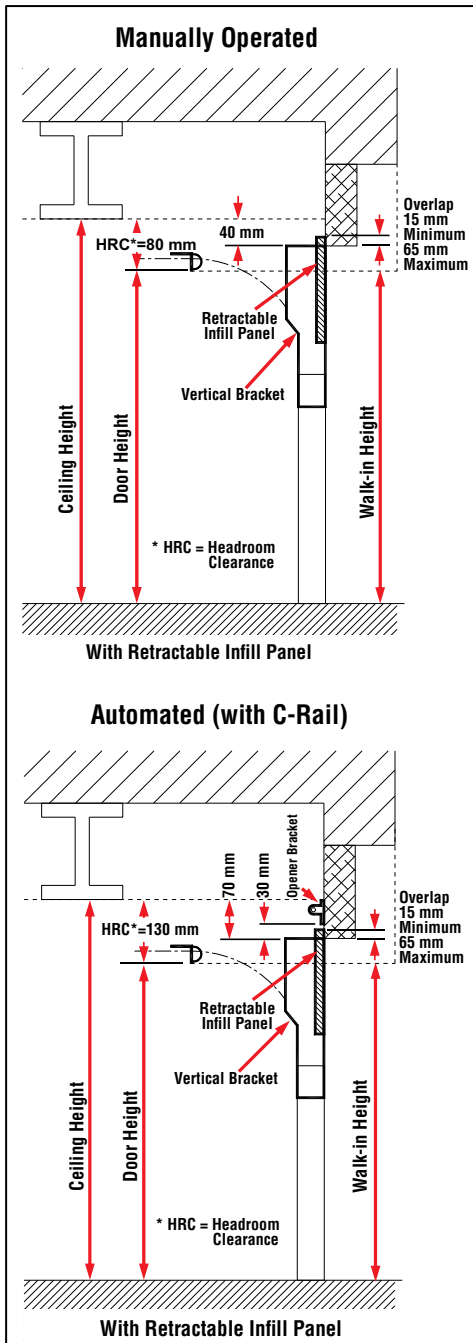


FLEX-A-DOOR FRAMING INSTRUCTIONS



FOR FLEX-A-DOORS UP TO 2.79M HIGH

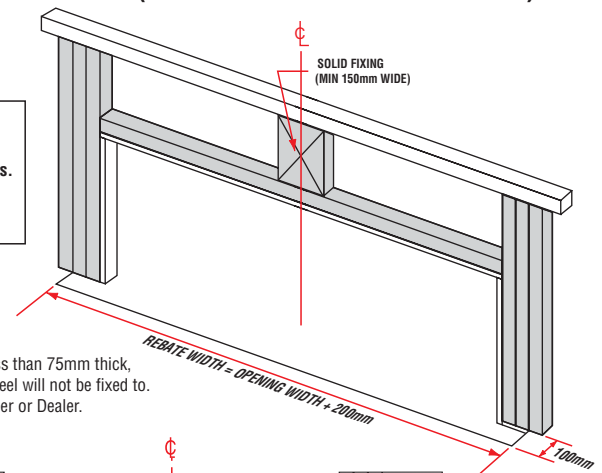
Note: With ongoing product developments, the manufacturer retains the right to change products & specifications without notification. If a specification is critical to the end use, please discuss with your Local Dealer first. Illustrations are not accurate representations of product, and are for illustrative purposes only, not to scale. All measurements should be made by your Local Dealer for clarification.



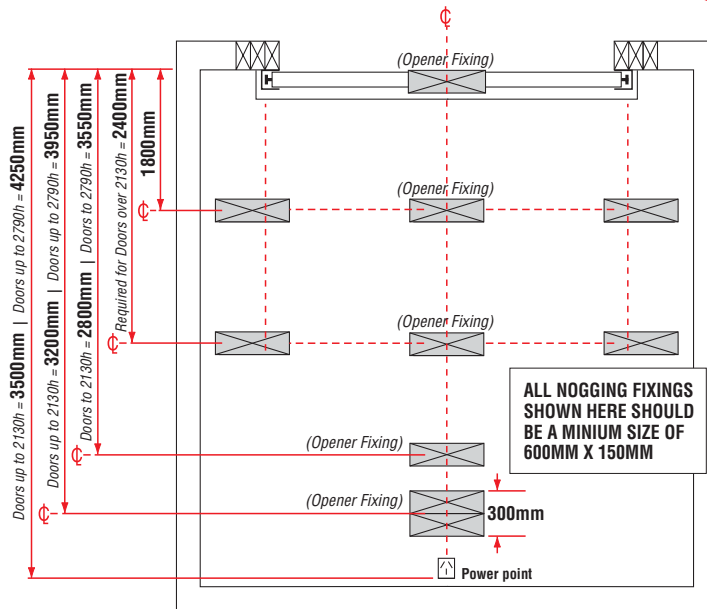
HEIGHTS	HEADROOM		SIDEROOM	MINIMUM GARAGE DEPTH
	MANUAL	OPENER		
Up to 2130mm	80mm	130mm	100mm	2950mm
2131-2790mm	80mm	130mm	100mm	3610mm

NOGGING DETAIL FOR FLEX-A-DOOR UP TO 2.79M HIGH (TRACK AND MOTOR FIXINGS)

- * Fixing (shown shaded) must be solid timber, masonry or steel.
- * Face of lintel **MUST BE** flush with jambs.
- * Ceiling to wall above doorway must be square set (no cornice).



NOTE: Particle board or the like, timber less than 75mm thick, hollow masonry or unsuitable thickness steel will not be fixed to. If in doubt please consult with your engineer or Dealer.



NOTE: Doors over 2130 high if automated, the opener will require a rail extension.

Contact:



www.dominator.co.nz

0800 DOMINATOR (366 462)

© Copyright 2020