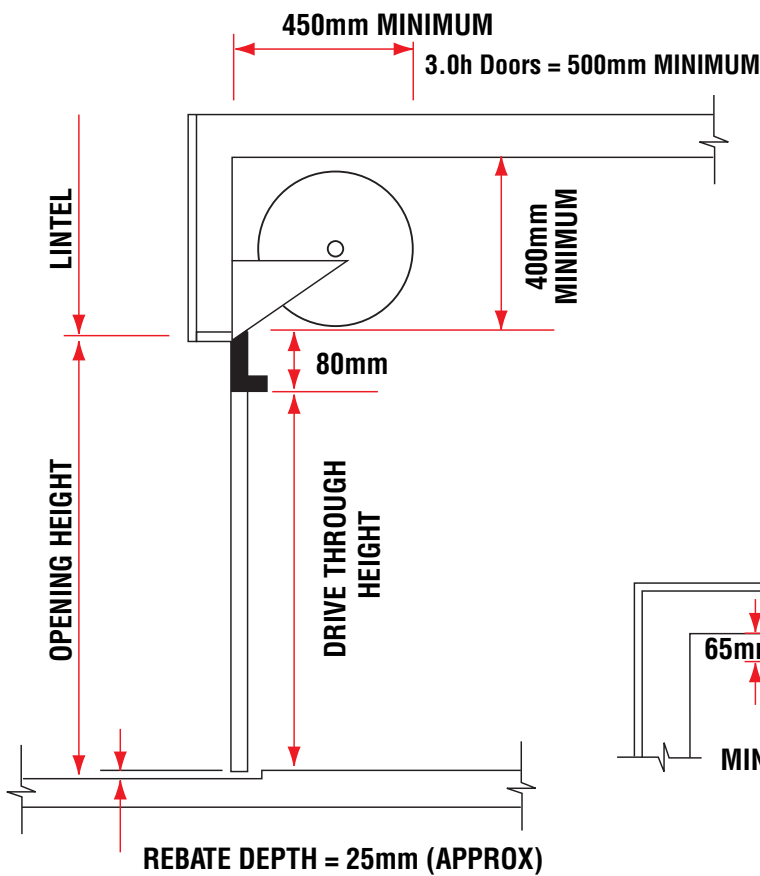
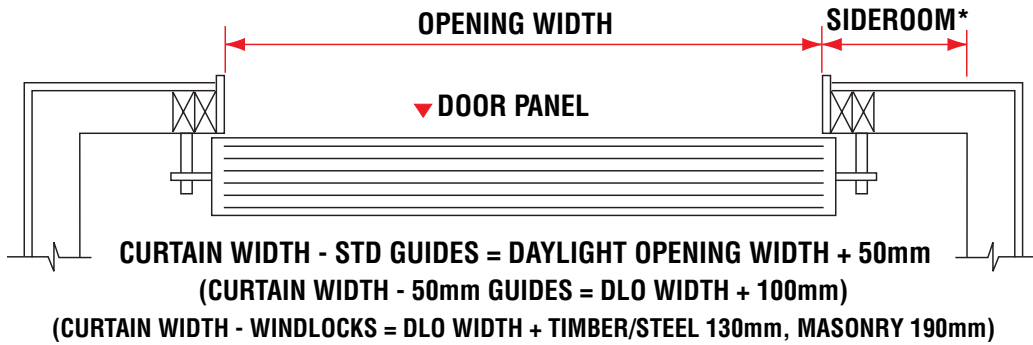


SERIES-A ROLLER DOOR FRAMING INSTRUCTIONS



FOR SERIES-A ROLLER DOORS UP TO 3.2M HIGH

Note: With ongoing product developments, the manufacturer retains the right to change products & specifications without notification. If a specification is critical to the end use, please discuss with your Local Dealer first. Illustrations are not accurate representations of product, and are for illustrative purposes only, not to scale. All measurements should be made by your Local Dealer for clarification.

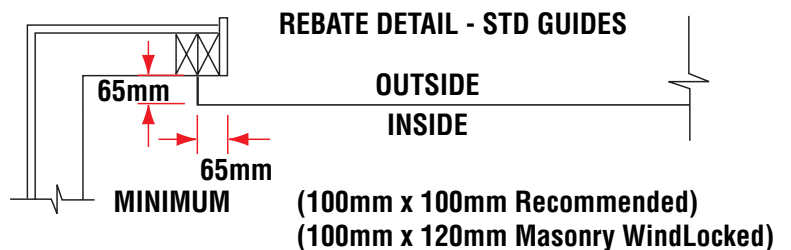


*** SIDEROOM - STD GUIDES**
MANUAL OPERATION = 80mm MIN.
AUTOMATIC OPERATION = 135mm MIN.

*** SIDEROOM - 50mm GUIDES**
MANUAL OPERATION = 125mm MIN.
AUTOMATIC OPERATION = 185mm MIN.

*** SIDEROOM - WINDLOCKS**
TIMBER/STEEL = 135mm MIN.
MASONRY = 165mm MIN.
 (Automation not recommended with Windlocks.)

NOTE: For Automatic operation a power point on wall within 1.0m of the unit is required



Contact:



www.dominator.co.nz

0800 DOMINATOR (366 462)

© Copyright 2020