

---

# GARAGE OPENERS

GARAGE DOOR & OPENING SYSTEMS  
[www.dominator.co.nz](http://www.dominator.co.nz)

**DOMINATOR**<sup>®</sup>



THE DOMINATOR  
GARAGE OPENERS PROVIDE  
SOPHISTICATED INDUSTRIAL  
DESIGN WITH SUPERIOR  
PULLING POWER.



## SECURE GARAGE DOOR CONTROL AT A TOUCH OF A BUTTON.

ALL DOMINATOR AUTOMATED GARAGE  
DOOR OPENERS COME WITH TRI-TRAN+  
REMOTE CONTROL TECHNOLOGY.

- Advanced security against code grabbing devices
- Reliable operation
- Excellent operating range
- No interference from other wireless devices such as baby monitors and door bells
- 4 remote buttons so that you can operate multiple garage doors (e.g. home, bach, automatic gate).

### SMART PHONE CONTROL KIT

Dominator's optional Smart Phone Control Kit lets you control your garage door with your smart phone wherever you are in the world.

- Smart, simple control of your garage door via our easy to use app.
- Secure home access – with real-time alerts, 24/7 monitoring and activity logs.<sup>^</sup>

### STANDARD FEATURES



### OPTIONAL FEATURES\*









## DOMINATOR® PANEL-PRO

QUIET, QUICK AND VALUE FOR MONEY

The Panel-Pro is our entry level garage door opener and has been designed to make your garage automation easy. It offers a quality garage opener at an economical price.

It still has all the important features including a 650N DC motor that will drive most standard residential doors.

### OVERHEAD SECTIONAL DOOR OPENER

-  650N DC MOTOR
-  SOFT START AND SOFT CLOSE
-  AUTOMATIC COURTESY LIGHT
-  CHAIN DRIVE OR SUPER QUIET BELT OPTION
- 5** 5 YEAR 10,000 CYCLE WARRANTY\*







## DOMINATOR® ADVANCE

SUPER QUIET, POWERFUL OPERATION

If you want the best performance with super quiet operation, then Advance is the opener of choice. It effortlessly delivers smooth, reliable door control at the touch of a button.

It includes a powerful 1200N DC motor with the flexibility to vary the speed and power output according to the door type.

### OVERHEAD SECTIONAL DOOR OPENER

-  1200N DC MOTOR
-  SOFT START AND SOFT CLOSE
-  LONG LASTING LED AUTOMATIC LIGHTS
-  CHAIN DRIVE OR SUPER QUIET BELT OPTION
- 7** 7 YEAR 20,000 CYCLE WARRANTY\*

**10** 10 YEAR DOOR & OPENER WARRANTY AVAILABLE\*







## DOMINATOR® EXCEL

SMART, SIMPLE AND SECURE

The Dominator Excel is a slim and reliable roller door opener, which has the power to effortlessly operate the majority of residential rolling doors.

### ROLLER DOOR OPENER

-  600N DC MOTOR
-  SOFT START AND SOFT CLOSE
-  LONG LASTING LED AUTOMATIC LIGHTS
-  COMPACT DESIGN - IT CAN BE INSTALLED IN ANY SPACE
- 7** 7 YEAR 20,000 CYCLE WARRANTY\*

**10** 10 YEAR DOOR & OPENER WARRANTY AVAILABLE\*




## DOMINATOR® HIRO™ GDO-12

### POWERHOUSE PERFORMANCE FOR DEMANDING APPLICATIONS


If you need to power a very large rolling door or live in a high wind area, HIRO™ is the ideal choice.

HIRO™'s heavy duty motor delivers extraordinary power and its compact design allows it to be used in tight spaces within your garage or shed.


#### ROLLER DOOR OPENER

-  1400N DC MOTOR


---

-  SOFT START AND SOFT CLOSE

---

-  LONG LASTING LED AUTOMATIC LIGHTS

---

-  MULTIPLE CONTROL OPTIONS

---

- 2** 2 YEAR 10,000 CYCLE WARRANTY\*


## DOMINATOR® TORO™ GDO-10

### A GIANT IN ROLLING DOOR AUTOMATION


The Dominator Toro® GDO-10 offers a sophisticated industrial rolling door opener with superior pulling power.

It comes as standard with built-in battery backup and a wall mounted LCD control panel that can programme a variety of operating modes for your security and safety.


#### ROLLER DOOR OPENER

-  1000N DC MOTOR


---

-  SOFT START AND SOFT CLOSE

---

-  LOGIC CONTROLS WITH LCD SCREEN

---

-  MANAGES UP TO 511 TRIOCODE™ 128 TRANSMITTERS

---

- 2** 2 YEAR 5,000 CYCLE WARRANTY\*

## ACCESSORIES & SPECIFICATIONS



#### SAFETY BEAMS

If you have young children or pets, the addition of infra-red beams provides added safety and security, as the door will automatically stop and reverse if the beam is broken whilst the door is closing.

#### ENTRY KEY PAD

Allows entry to the garage without a remote transmitter and is great for children. There's no need to give them a key or transmitter as they can enter the house with their PIN.

#### RECHARGEABLE BATTERY BACKUP

In the event of a blackout or other break to the power supply, the opener will still be operational with a rechargeable battery backup.

	SECTIONAL DOORS		ROLLING DOORS		
	PANEL-PRO SDO-4V1	ADVANCE SDO-2V2	EXCEL RDD-IV4	HIRO™ GDO-12	TORO™ GDO-10
PEAK PULLING FORCE	650N	1200N	600N	1400N	1000N
MAXIMUM DOOR WEIGHT	100kg	200kg	110kg	270kg	270kg
MAXIMUM RECOMMENDED DOOR SIZE	13.5m <sup>2</sup>	18m <sup>2</sup>	16.5m <sup>2</sup>	28m <sup>2</sup>	28m <sup>2</sup>
TYPICAL TRAVEL SPEED	140mm / second	90-110-130mm / second	130mm / second	90-102-118mm / second	Variable
BUILT-IN LIGHT	Yes – Festoon	Yes – LED	Yes – LED	Yes – LED	Output available
REMOTE CONTROLS	2 x Premium Tri-Tran™+ remotes & 1 x Wall button	2 x Premium Tri-Tran™+ remotes & 1 x Wall button	2 x Premium Tri-Tran™+ remotes & 1 x Wall button	2 x Premium TrioCode™ 128 remotes & 1 x Wall button	2 x TrioCode™ 128 remotes & 1 x Wall control
WARRANTY	<b>5 YEAR</b> 10,000 cycle warranty	<b>7 YEAR</b> 20,000 cycle warranty	<b>7 YEAR</b> 20,000 cycle warranty	<b>2 YEAR</b> 10,000 cycle warranty	<b>2 YEAR</b> 5,000 cycle warranty
READY FOR SMART PHONE CONTROL	Yes	Yes	Yes	Yes	No
SOFT START & SOFT CLOSE	Yes	Yes	Yes	Yes	Yes
LOW STANDBY POWER	Yes	Yes	Yes	Yes	Yes
SERVICE INDICATOR	Yes	Yes	Yes	Yes	Yes

---

## HOME SAFE HOME, WITH STYLE.

**Safe and secure design is our priority and we are focused on helping protect the things you hold precious.**

Our commitment to quality flows through everything we do, including providing a friendly and skilled measure, quote and installation service. We are the complete garage door professionals. For more information on our latest Garage Openers, please contact us on **0800 366 462** or visit a Dominator dealer near you.

[www.dominator.co.nz](http://www.dominator.co.nz)

### 10 YEAR WARRANTY

Now available for specific door and opener packages. Regular servicing required. Talk to your Dominator dealer today or visit [www.dominator.co.nz/confidence](http://www.dominator.co.nz/confidence)



- a. \*Dominator Advance and Excel openers are covered by a 7 year / 20,000 cycle warranty, the Panel-Pro model door opener drive units are covered by a 5 year / 10,000 cycle warranty, GDO-10 openers are covered by a 2 year / 5,000 cycle warranty and GDO-12 openers are covered by a 2 year / 10,000 cycle warranty. Opener must be installed by an approved Dominator dealer or installer. 12 month warranty on transmitters (LED's and batteries excluded). Full details of the warranty and care guidelines are available from [www.dominator.co.nz](http://www.dominator.co.nz) Warranty only applies to openers purchased and installed in New Zealand. Warranty only valid if warranty conditions are met.
- b. All pictures shown are for illustrative purposes only. Actual product may vary due to ongoing product development.
- c. If correct maintenance and servicing are not carried out, warranty may be void. To keep your door and opener running well, it is recommended that your door be serviced by an experienced Dominator technician, every 12 months or earlier if required.
- d. The company reserves the right to make changes or improvements to the products or accessories without notice and without incurring any obligation to make similar changes or improvements to goods previously ordered. Specifications subject to change without notice.
- e. Details correct at date of publication.
- f. Dominator® is a brand of B&D Doors (NZ) Ltd. Ph. +64 3 384 5145

FOR FURTHER INFORMATION PLEASE CONTACT YOUR DOMINATOR DEALER

